




Computer generated image is indicative only

REACH HIGHER. EXPECT MORE.

Welcome to the final phase of a truly landmark regeneration development, blending pioneering urban architecture with open green space and the wider landscape.



These spacious studio, one and two-bedroom apartments are spread between three uncompromisingly modern buildings – each with striking entrance lobbies – and come with access to excellent amenities including a concierge service, residents' fitness suite, co-working hub, secure underground car parking and cycle storage.

Offering the ideal antidote to the urban bustle, the Royal Borough of Greenwich is one of South London's most attractive places to live.



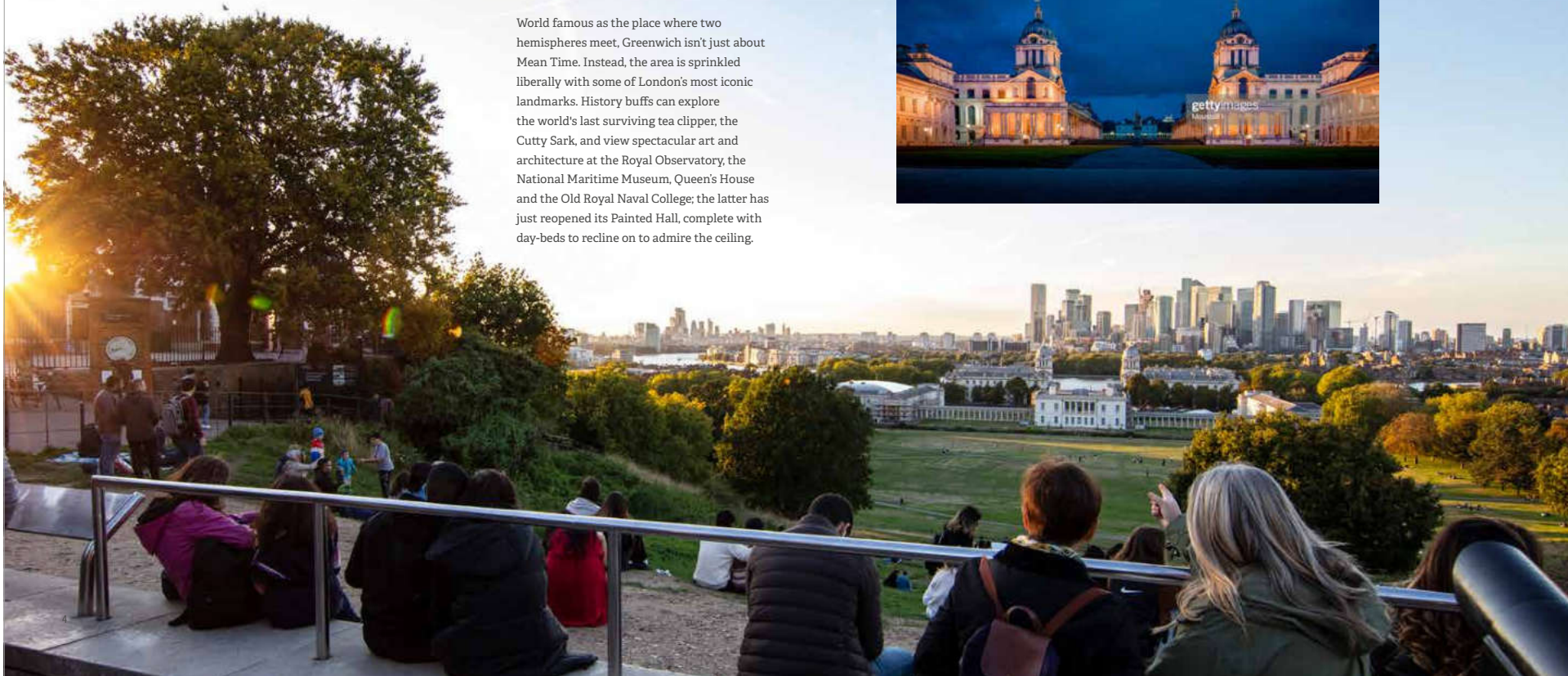

WIDER HORIZONS

DISCOVER THE CHARMS OF GREENWICH AND BLACKHEATH

World famous as the place where two hemispheres meet, Greenwich isn't just about Mean Time. Instead, the area is sprinkled liberally with some of London's most iconic landmarks. History buffs can explore the world's last surviving tea clipper, the Cutty Sark, and view spectacular art and architecture at the Royal Observatory, the National Maritime Museum, Queen's House and the Old Royal Naval College; the latter has just reopened its Painted Hall, complete with day-beds to recline on to admire the ceiling.

Outside, you can enjoy panoramic views over St Paul's Cathedral and the City of London from the oldest of London's royal parks. Stocked with deer as far back as 1515, Greenwich Park extends to 183 acres, complete with rose gardens, café and children's boating lake.

The adjacent Blackheath Common is a vast 211 acre expanse of open grassland, and the starting place of the annual London marathon. Hosting daily exercise classes, boot camps and yoga sessions, along with regular fun fairs, fireworks displays, music festivals and charity races, it also boasts the picturesque Prince of Wales Pond, a quintessentially English village setting.





EMBRACE VILLAGE LIVING

Granted a Royal Charter in 1700, Greenwich Market offers an unmissable retail experience for locals. With seasonal produce and tasty food-to-go, antiques, collectables and arts and crafts, it also boasts a wide selection of specialist shops, bars, restaurants and cafés. Greenwich Vintage Market is equally eclectic, well worth a browse.



Day-to-day essentials can be picked up Waitrose or Marks & Spencer, while foodies enjoy dipping into Drings butchers, The Cheeseboard, The Creaky Shed greengrocers and Pryke's fishmongers, all around Royal Hill. Karen Woolven Flowers and Heap's Sausages are also highly celebrated.

For fresh food in the fresh air, try Blackheath's Sunday Farmers' Market, where you'll find raw milk, Norfolk caught brown shrimps, local honey and seasonal specials on offer, all surrounded by names such as Farrow & Ball, Jigsaw, Space NK and M&S Simply Food.



LIFE IN ABUNDANCE

BIG NIGHT OUT

With the Greenwich Theatre, one of London's foremost Off-West End theatres, performances at Blackheath Halls, a choice of cinemas and a wealth of other attractions, living at Heathside ensures you will always be entertained.

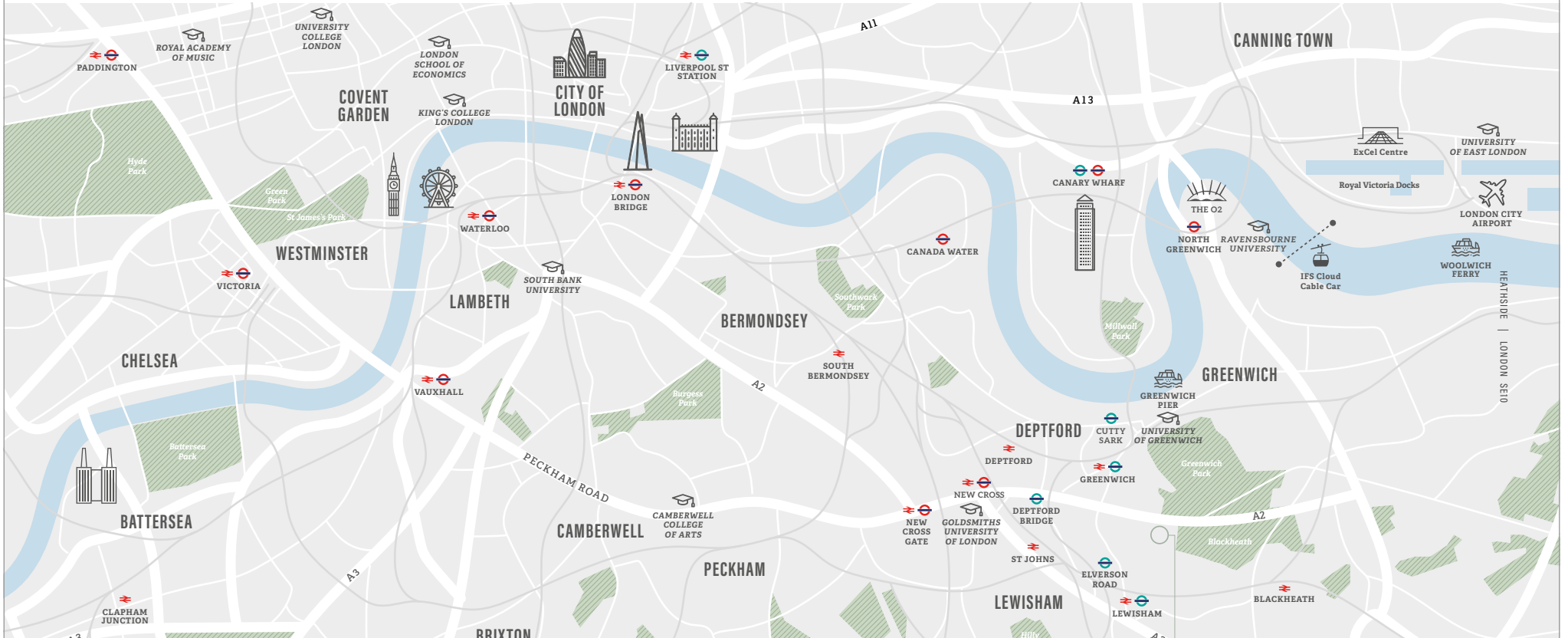
Eating out is a real pleasure, with a wide range of restaurants and eateries to tantalise the tastebuds. From local institutions such as Goddard's, serving pie and mash since 1890, to the more modern Sticks'n'Sushi, Peninsula and Craft London, all palates and pockets are catered for. Great gastropubs include the Cutty Sark and the Guildford Arms, while the Meantime Brewery and Champagne + Fromage are also worth a visit. And of course, The Ivy Café in Blackheath can be relied on for friendly, sophisticated all-day dining.

ON THE WATERSIDE

Home to the O2 Arena – one of the world's most iconic music and entertainment venues – and London's only cable cars, the north side of Greenwich Village exudes a real energy and drive. Explore The Tide, London's first elevated riverside linear park; enjoy urban gardening and outdoor yoga at The Jetty; hone your skill at the Greenwich Peninsula Golf Driving Range; shop the world's finest accessible fashion and lifestyle brands at ICON Outlet. Or simply sit back and watch the water sports from one of the traditional British pubs or foodie hot spots overlooking the river.



CITY LIVING



GREENWICH & LEWISHAM IN NUMBERS

BOTH GREENWICH & LEWISHAM HAVE SUBSTANTIAL PARKLAND SPANNING MORE THAN

4,500 ACRES



STATIONS WITHIN THE BOROUGH

20 LEWISHAM **13** GREENWICH



SCHOOLS RATED 'OUTSTANDING' OR 'GOOD' BY OFSTED IN THE BOROUGH




75 LEWISHAM **76** GREENWICH

LEWISHAM WAS NAMED THE LONDON BOROUGH OF CULTURE IN 2022 AND AWARDED

£1.35m

TO DELIVER A YEAR LONG PROGRAMME OF ACTIVITIES



5mins* TO LONDON BRIDGE **16mins*** TO FARRINGDON

TO LONDON BRIDGE TO FARRINGDON

DEPTFORD HIGH STREET NAMED ONE OF THE

33

COOLEST HIGH STREETS IN THE WORLD, ACCORDING TO TIME OUT



TENNIS CLUBS WITHIN 3 MILES OF LEWISHAM & GREENWICH STATIONS

24 LEWISHAM **17** GREENWICH




ESTIMATED POPULATION GROWTH 2021 - 2031

9%

LEWISHAM

10%

GREENWICH



ESTIMATED GVA ECONOMIC GROWTH 2021 - 2031

19%

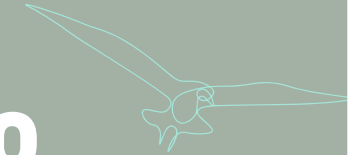
LEWISHAM

23%

GREENWICH


47 PARKS AND **18**

NATURE RESERVES WITHIN THE BOROUGH OF LEWISHAM



DEPTFORD AND LEWISHAM – THE BEST OF URBAN CHIC

A gleaming golden library. Modern museums. Music festivals. And street markets galore. Offering the ultimate in city living, this corner of the capital is an exciting, multi-cultural hub full of creativity and community spirit.




Emerging from a 15-year, £375 million regeneration that has enhanced its Zone 2 status and residential credentials, Lewisham was named the London Borough of Culture 2022, celebrating the unique character of its local people and places.

ENTERTAINMENT

The Albany theatre and community arts centre hosts a huge variety of events across its four performance spaces. Deptford Lounge includes a public library and computer labs, sometimes screening movies for the volunteer-run Deptford Cinema. Lewisham Arthouse hosts studios, public galleries and workshops in a Grade II-listed building, while the local shopping centre is home to the national Migration Museum.

EATING & DRINKING

Boasting a fantastic foodie culture that offers temptations from every corner of the globe, Deptford's local heroes include Marcella for mouth-watering meatballs, Manze for traditional pie and mash, Mama's Jerk for spicy Jamaican street food and Mousetail for artisan coffee. Lewisham's Enish is renowned for its Nigerian cuisine, while Sparrow serves inventive fare using seasonal ingredients.



SHOPPING

Alongside high street brands in the local shopping centre, Lewisham's bustling high street is lined with market stalls seven days a week. Award-winning Brockley Market is a Saturday morning extravaganza, where street food vendors, artisans and small food producers offer exceptional fresh produce and more.

Deptford also holds street markets on Wednesdays, Fridays and Saturdays. Douglas Way is renowned for its eclectic mix of bric-a-brac. The vibrant Market Yard is home to cafés, cocktail bars and restaurants, along with a yoga studio and independent record store.

CONNECTED LIVING

Heathside is perfectly positioned to get the best out of city living, with a range of transport options connecting you to central London and beyond.

Elverson Road DLR station is on the doorstep, with connections to Greenwich and Canary Wharf for Elizabeth line services. Lewisham Station is approximately 10 minutes' walk away, from where London Bridge can be reached in 11 minutes. Deptford Thameslink Station is only a mile away, while river taxis can be caught from Greenwich Pier, also one mile away.

WALK FROM HEATHSIDE

ELVERSON ROAD	LEWISHAM	ST JOHN'S	GREENWICH	GREENWICH PIER
7MINS	10MINS	14MINS	15MINS	19MINS

CYCLE FROM HEATHSIDE

GREENWICH	LEWISHAM	GREENWICH PIER	CANARY WHARF	TOWER HILL
3MINS	5MINS	6MINS	24MINS	28MINS

DLR FROM ELVERSON ROAD

CUTTY SARK	CANARY WHARF	BANK	CITY AIRPORT	STRATFORD
6MINS	17MINS	27MINS	33MINS	38MINS

ELIZABETH LINE FROM CANARY WHARF

LIVERPOOL ST	TOTTENHAM COURT RD	BOND ST	PADDINGTON	HEATHROW AIRPORT
9MINS	14MINS	16MINS	20MINS	43MINS

NATIONAL RAIL FROM LEWISHAM

LONDON BRIDGE	CANNON ST	WATERLOO	CITY THAMESLINK	GATWICK AIRPORT
11MINS	17MINS	17MINS	20MINS	45MINS

RIVER TAXI FROM GREENWICH PIER

CANARY WHARF	NORTH GREENWICH	TOWER BRIDGE	LONDON BRIDGE	WATERLOO
10MINS	19MINS	23MINS	27MINS	35MINS



REALISING POTENTIAL

Many are rated either good or above by OFSTED, with caring staff, varied curricula and stimulating outside activities. Learning has never been so exciting.

gettyimages
Cairns & Sam Edwards

NURSERY AND PRIMARY SCHOOLS

Morden Mount Primary School
Teaches and develops its pupils through their core values of perseverance, respect, opportunity, understanding and democracy.
(rated Good by Ofsted)

🚶 3 min

Scallywags Day Nursery
This cosy nursery uses a play-based approach to enrich the children's learning and help them reach their fullest potential. Welcomes pupils aged 0-4 years.
(rated Good by Ofsted)

🚶 5 min

St Alfege with St Peter's Church of England Primary School
A non-denominational school that focuses on children reaching their full potential academically, emotionally and spiritually.
(rated Good by Ofsted)

🚶 5 min

Little Elms Greenwich Nursery & Pre-School
A family-run nursery that provides creative, physical, social and emotional development for children aged 3 months to 5 years.
(rated Good by Ofsted)

🚶 6 min

Meridian Primary School
This proudly inclusive school has a rich and diverse community that speaks over 30 languages, and caters to deaf, dyslexic and other pupils with learning differences.
(rated Good by Ofsted)

🚶 9 min

SECONDARY SCHOOLS

Lewisham College
Ranked 3rd for overall achievement amongst London Further Education Institutions, Lewisham College offers a wide range of vocational courses.
(rated Good by Ofsted)

🚶 3 min

St Ursula's Convent School
An all-girls Catholic secondary school that continues the vision of St Angela to educate the young women of tomorrow through the pursuit of academic excellence.
(rated Outstanding by Ofsted)

🚶 7 min

Addey & Stanhope Secondary School
A community focused school that aims to develop the personal strengths of all its pupils that builds upon their character and wellbeing.
(rated Good by Ofsted)

🚶 6 min

St Matthew Academy
A secondary school that sets high expectations and outstanding achievements, a community that promises excellence for all its members.
(rated Good by Ofsted)

🚶 7 min



Dulwich College
With over 1500 pupils, Dulwich College is one of London's leading independent boys' schools. Recognised internationally for the quality of its education, the school caters for children from kindergarten through to 19 years of age in a supportive, diverse and inclusive community.

🚶 5 miles

With its world-renowned universities, nowhere else can rival London as a place to study.

A PASSPORT TO THE FUTURE

The combination of academic excellence, a rich artistic and cultural heritage and the fact that it's at the centre of global business means that London is ideally suited to offer an inspiring learning experience. There's a reason more international students choose to study in London than any other city in the world.



From a World Heritage Site on the banks of the Thames, through leafy Eltham, to the Royal Navy dockyards at Chatham, The University of Greenwich combines modern facilities with historic locations.

University of Greenwich
Old Royal Naval College, Park Row SE10 9LS | gre.ac.uk
🚶 17 mins

Goldsmiths

Goldsmiths, University of London
New Cross SE14 6NW | gold.ac.uk
🚶 25 mins

London South Bank University

London South Bank University
103 Borough Road, SE1 0AA | lsbu.ac.uk
🚶 33 mins

ual: camberwell college of arts

Camberwell College of Arts
45 - 65 Peckham Road, SE5 8UF | arts.ac.uk
🚶 36 mins

Ravensbourne University London

Ravensbourne University
6 Penrose Way, SE10 0EW | ravensbourne.ac.uk
🚶 36 mins

KING'S COLLEGE LONDON

King's College London
The Strand, WC2R 2LS | kcl.ac.uk
🚶 41 mins

ROYAL ACADEMY OF MUSIC

Royal Academy of Music
Marylebone Road, NW1 5HT | ram.ac.uk
🚶 44 mins

UCL

University College London
Gower Street, WC1E 6BT | ucl.ac.uk
🚶 46 mins

LSE

London School of Economics
Houghton Street, WC2A 2AE | lse.ac.uk
🚶 52 mins

University of East London

University of East London
University Way, E16 2RD | uel.ac.uk
🚶 54 mins





The development's co-working hub, with a capacity of up to 30 people, is a tranquil environment designed to encourage productivity, benefiting from high speed wireless internet, charging stations and hot and cold drinks refreshment station.





Marrying state-of-the-art design with meticulous craftsmanship, each home offers generous open-plan accommodation and private outdoor space, with floor-to-ceiling windows providing uninterrupted views over the gardens and the wider landscape.







THE PERFECT FINISH

GENERAL

- Residents' gym & lounge area
- Sprinklers installed throughout
- ICW or similar build warranty
- EWS1 A1 compliant
- EPC rating: B
- Lift access to all levels
- Electric vehicle charging points
- Underfloor heating throughout
- White fire resistant internal doors with brushed steel furniture
- Double glazing throughout with doors giving access to terraces / balconies (subject to apartment type)
- Video entry phone security system
- White finish LED downlighting
- White sockets and switches throughout except kitchen
- Dimmer switches to kitchen, living, dining and bedrooms
- USB charger socket to all rooms except bathrooms and en suites
- White matt finished walls and ceiling
- MVHR extractors to bathroom and kitchen
- Smoke alarm and heat alarm detectors

KITCHEN

- Wood laminate flooring
- High quality Porcelanosa kitchens with soft close drawers and doors
- Krion white worktops with matching upstands
- Bosch built in single oven
- Bosch ceramic hob with stainless steel splashback
- Bosch cooker hood
- Bosch integrated 70/30 fridge freezer
- Bosch integrated dishwasher
- Bosch washer dryer
- Porcelanosa undermounted sink with swan neck mixer tap
- Under cupboard LED lighting
- Brushed stainless steel electrical switches and sockets

LIVING AND DINING

- Wood laminate flooring, including hall
- TV, high speed internet, BT and Virgin outlets in living area and bedrooms
- Telephone sockets

BATHROOM AND ENSUITES

- Geberit sanitaryware to all bathrooms
- Hansgrohe mixer tap to basin
- Hansgrohe overhead rain shower head and handset
- Thermostatic shower over baths with glass screen
- Twyford shower tray and sliding shower screen in ensuite
- Porcelanosa ceramic wall tiling
- Amtico Nordic Oak floor tiling and skirting
- Heated chrome towel rail
- Wall mounted mirror cabinet in pebble grey
- Polished chrome flushplate
- Polished chrome toilet roll holder
- Shaver socket

BEDROOMS

- Wood laminate flooring
- Fully fitted space storage wardrobes with pebble grey doors, blanket shelf and hanging rail to bedroom 1

COMMUNAL AREAS

- Communal letterboxes
- Secure cycle store
- Landscaped communal courtyard area
- External lighting
- Parking spaces available
- Porcelain floor tiles to lobby area
- Carpet tiles to communal corridors
- Solar panels proposed (to be confirmed)





Broadboks, Solihull

As planning and regeneration specialists, we actively seek out and act on only the very best investment and development opportunities, from new build properties to existing buildings ripe for conversion.

Within the UK we are building on our extensive track record of London-based developments, delivering projects at prime sites across the country, from Falmouth to Newcastle.

We work to the very best standards on every development ensuring each site is of the highest order. If you're a private individual seeking a quality new home or a first-time buyer looking for a foot on the property ladder, Investin Plc offer a variety of opportunities and should be your first point of contact.



South Bank Tower, London



Kingland House, Poole, Dorset



Lancaster Street, Birmingham