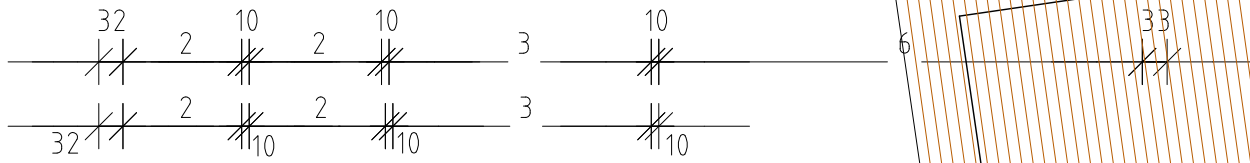
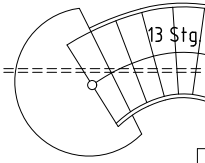


Garten



ev. spätere Treppe



Balkon

10,6m<sup>2</sup>

Lager

Schlafen+Schr.-R

19,4m<sup>2</sup>

Wohnen

33,8m<sup>2</sup>

+6,09

Bad

12,5m<sup>2</sup>

WC

7,5m<sup>2</sup>

Küche+

35m<sup>2</sup>

Essen

Dachterr

17,5m<sup>2</sup>

+6,09

Zimmer

14,0m<sup>2</sup>

Diele

7,9m<sup>2</sup>

+5,59

Vorhaus

5,3m<sup>2</sup>

Zimmer

19,0m<sup>2</sup>


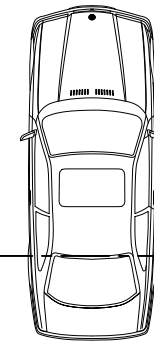
Speis

2,8m<sup>2</sup>

Lager

Balkon

10,6m<sup>2</sup>



A

38

38

4

10

2

16

16

13

4

65

11

1

10

3

38

38

32

7

28

3

28

2

16

2

32

16

6

5

Dg.