

Lager
F=18.65

Büro
F=41.87

F=10.93

Personal
F=10.15

WC
F=8.77

WC
F=8.72

Treppenhaus
F=13.14

Lager
F=11.56

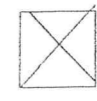
Elektro
F=13.20

VERKAUF
263,25 qm

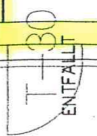
Fußbodenaufbau: 2.0 cm
Spachtelung
Fliesen

Heizraum

F 90

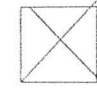


RWA



ENTFALL

F 90



Licht-
kuppel

OK Hallenboden = 0,00

2
2

