



$\frac{20}{1}$

Herlenklinger Weg

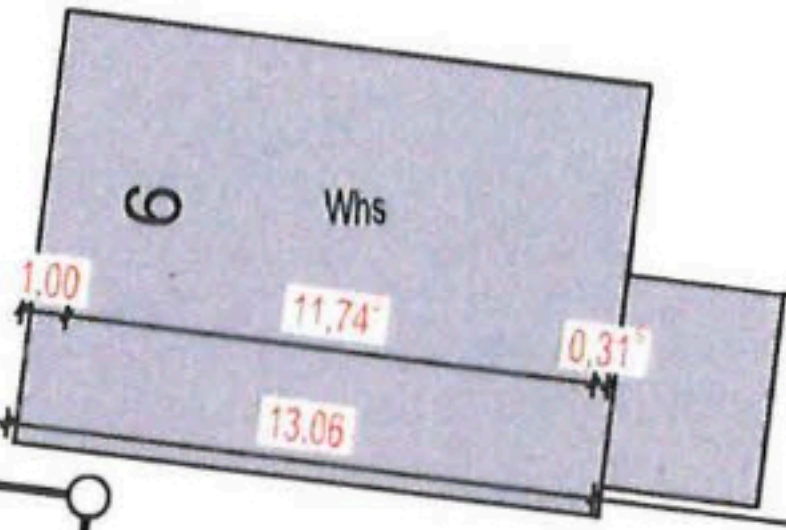
Herle

Schule

Haus 3

Haus 2

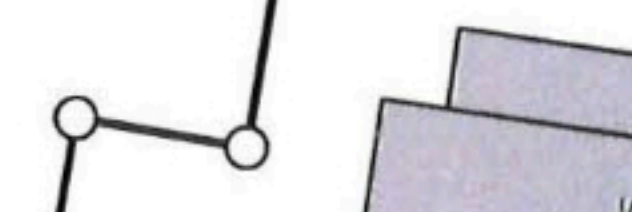

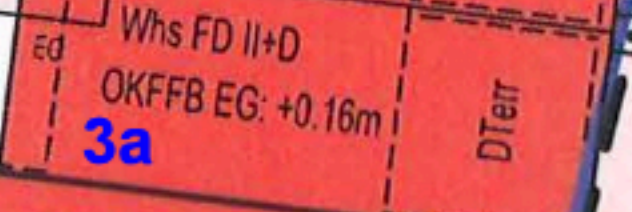
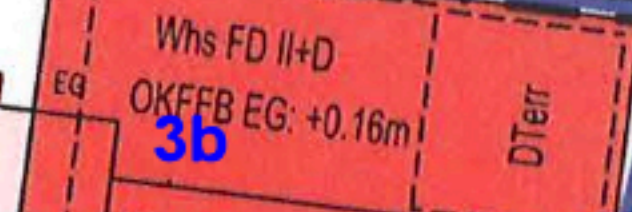
Haus 1



29 28

Höhenbezug +1.13m

Stp 3.0 Stp 3.0 Stp



$\frac{27}{4}$

$\frac{27}{3}$

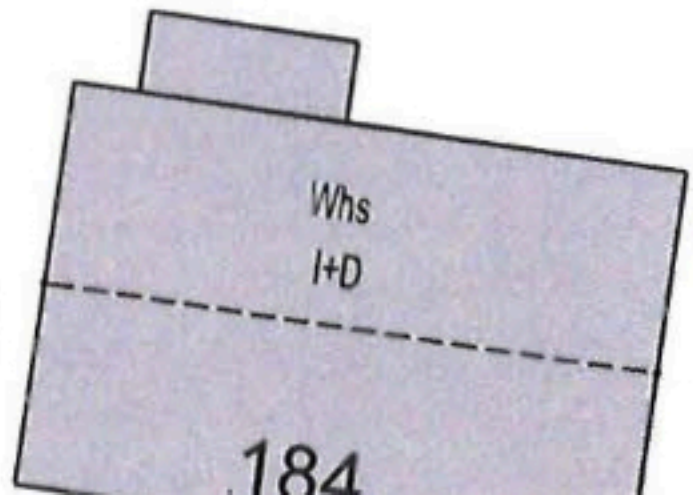

$\frac{26}{1}$

$\frac{17}{4}$

$\frac{20}{5}$

182

184



2.71° 7.49 4.25 2.75

10.0

10.46°

5.29

9.77

9.14

3.00

0.31°

0.31°

11.74°

13.06°

12.87°

4.95°

3.00°

3.00°

3.00°

3.00°

3.00°

3.00°

3.00°

3.00°

3.00°

3.00°

3.00°