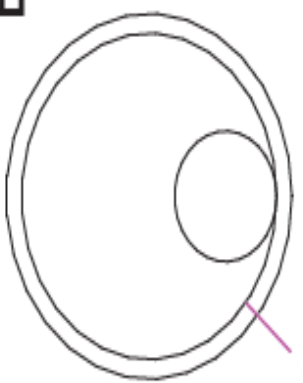
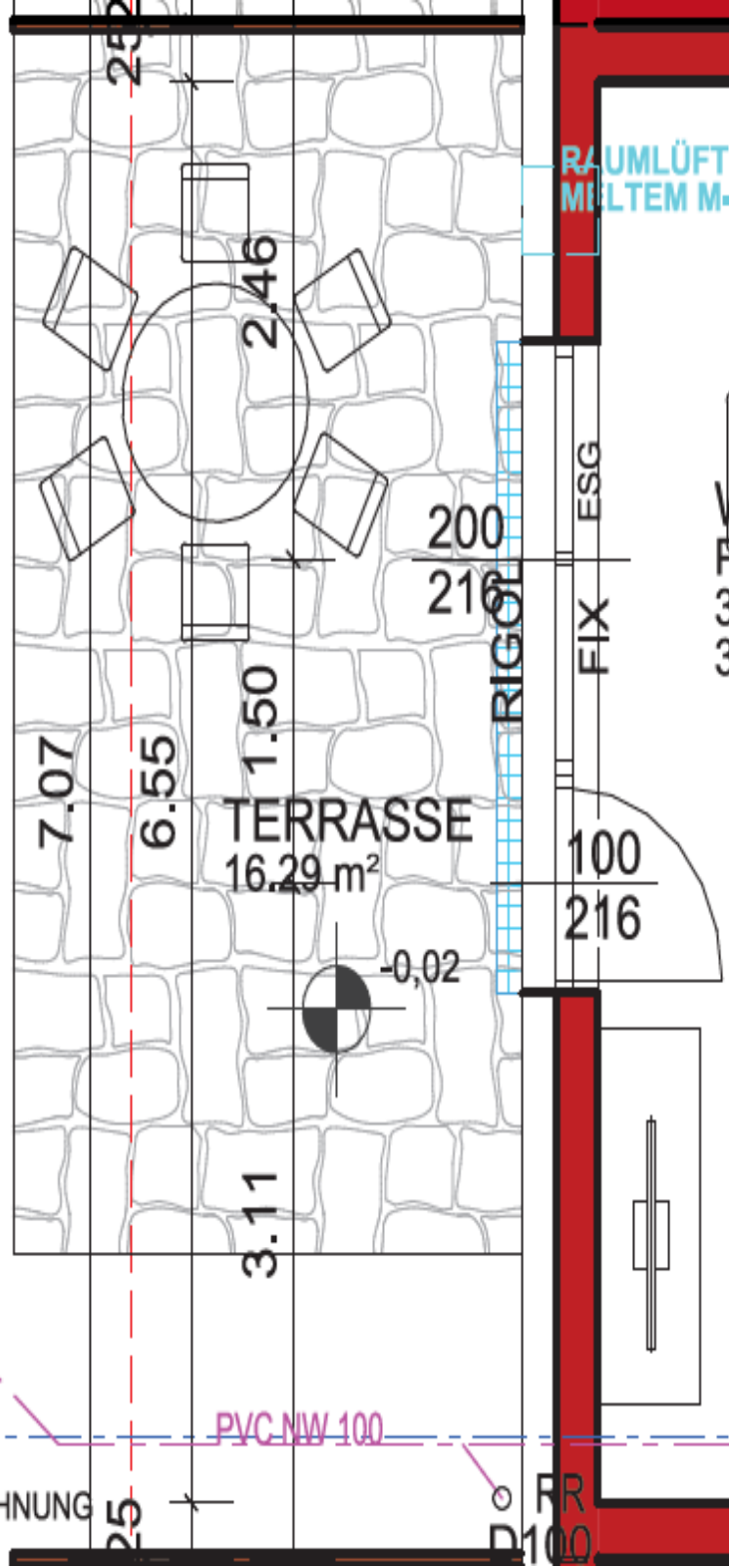


BEPFLANZUNG



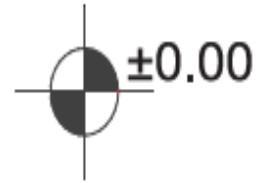
REGENWASSER-SICKERSCHACHT
GRÖSSE LT.BERECHNUNG



RAUMLÜFTUNG
MIT TEM M-WRG-S M-F

WOHNEN/ESSEN/KOCHEN

Parkett
35.45 m²
30.98 m



E-KASTEN
VORRAUM

Fliesen
6.16 m²
12.62 m

TOP 2

WC
Fliesen
12.81 m²
6.94 m

WS 15/15
DD 15/15
AR D100

WS 15/15
DD 15/15
AR D100

WASSER

PVC NW 100

PVC NW 100

PVC NW 150

PVC

25

D100