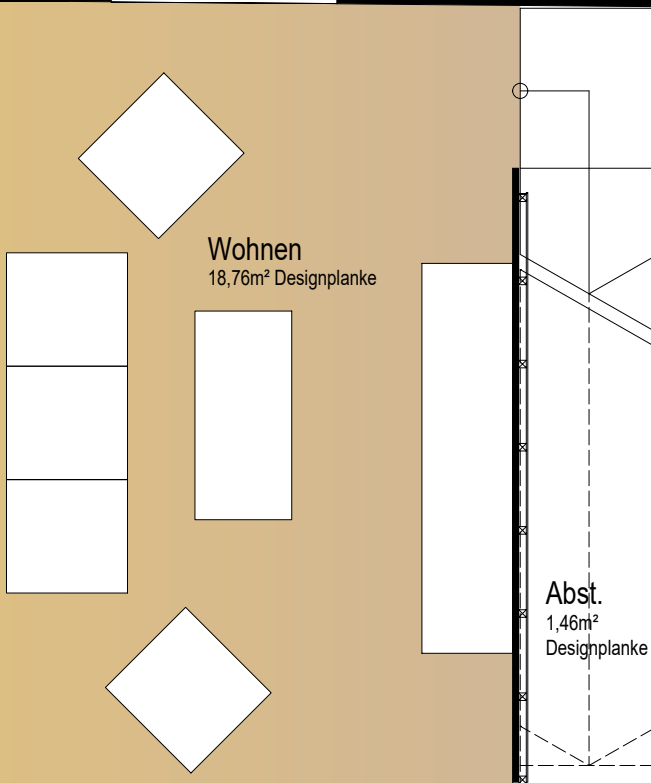
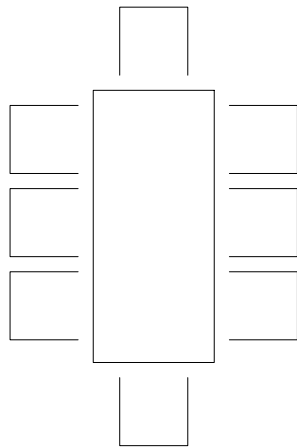
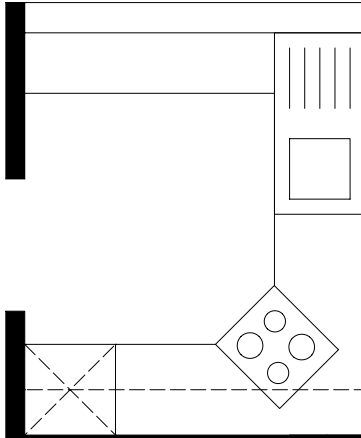


# Mehrfamilienhaus Römerplatz WHG. 1.3 (EG)



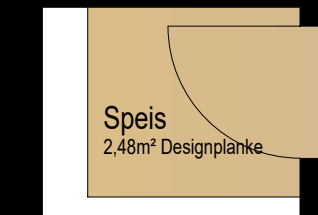
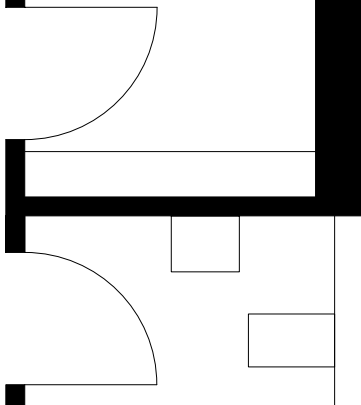
Wohnen  
18,76m<sup>2</sup> Designplanke

Abst.  
1,46m<sup>2</sup>  
Designplanke



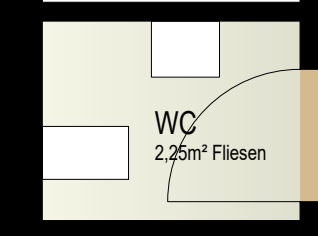
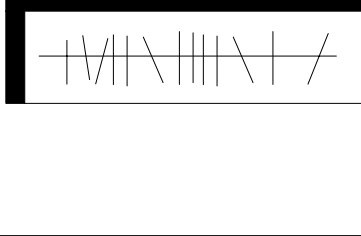
Kochen  
7,95m<sup>2</sup> Designplanke

Essen  
8,30m<sup>2</sup> Designplanke



Speis  
2,48m<sup>2</sup> Designplanke

Diele/Garderobe  
7,05m<sup>2</sup> Designplanke



WC  
2,25m<sup>2</sup> Fliesen

**Wohnung 1.3 M**  
69,82m<sup>2</sup> (48,25 + 21,57)